


ANIMALS

Which things are done by all animals?




Tick the 5 things that are done by all of the animals

move	<input type="checkbox"/>
drink	<input type="checkbox"/>
bark	<input type="checkbox"/>
grow	<input type="checkbox"/>

reproduce	<input type="checkbox"/>
eat	<input type="checkbox"/>
fly	<input type="checkbox"/>
lay eggs	<input type="checkbox"/>


MOVE



Flat hands (palms in, pointing forward) slightly apart; formation moves to working side.
Directional sign.

Diagrams, text and descriptions ©SIGNALONG

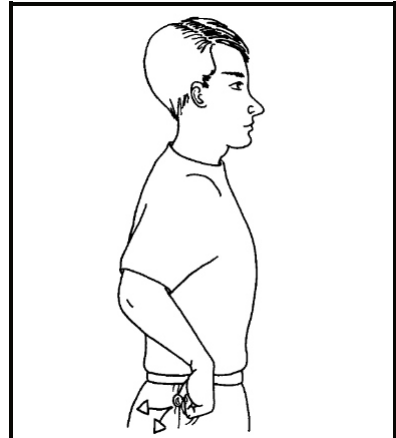
DRINK



Working full "C" hand (palm in, pointing forward) moves up to mouth turning to point up.

Diagrams, text and descriptions ©SIGNALONG


TO LAY EGGS



Sign relevant animal/bird; then working fist (palm back, pointing down) at hip height moves back/down changing to clawed hand (palm back, pointing down).
Repeat several times for fish laying.

Diagrams, text and descriptions ©SIGNALONG

BARK



Fists (palms forward, pointing up) by sides of mouth, move forwards/down changing to "N" hands (palms down, pointing forward).

Diagrams, text and descriptions ©SIGNALONG

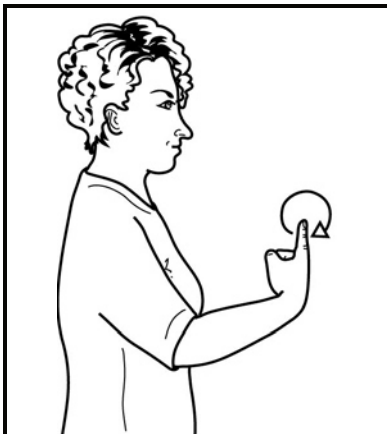
GROW



Working bunched hand (palm back, pointing up) behind supporting flat hand (palm back, pointing in); working hand moves up slowly changing to open hand.

Diagrams, text and descriptions ©SIGNALONG

REPRODUCE



Working index hand (palm back, pointing up) held up in front of chest makes small forward circle; then make letter shape "X".

Diagrams, text and descriptions ©SIGNALONG

EAT



Working bunched hand (palm back, pointing up) taps twice at working side of mouth.

Diagrams, text and descriptions ©SIGNALONG

FLY



Flat hands (palms forward/down, pointing forward/up) thumbs hooked together, working hand on top; move forward/up and flap like wings.


Diagrams, text and descriptions ©SIGNALONG

PLANTS

Which 3 things does a plant need to grow?




water




snow




food



light

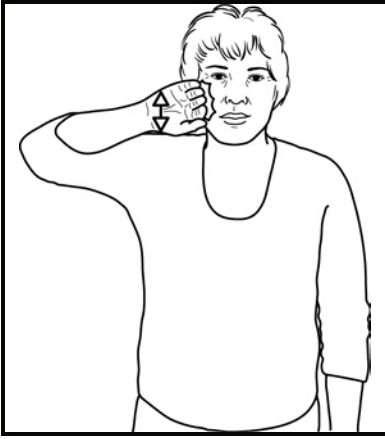


warmth



wind

WATER



Working cupped hand (palm forward, pointing in) backs of fingers rub up and down against cheek.

Diagrams, text and descriptions ©SIGNALONG

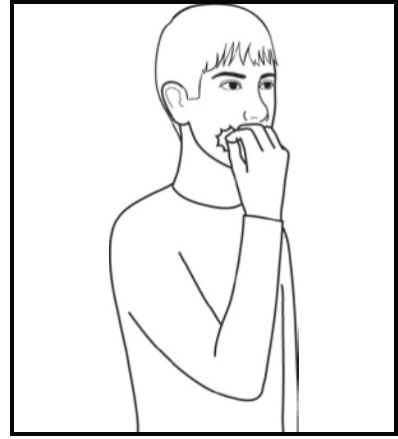
SNOW



Working cupped hand (palm down, pointing forward/in); supporting cupped hand (palm up, pointing forward/in) beneath; palms come together, separate and change places coming together again.

Diagrams, text and descriptions ©SIGNALONG

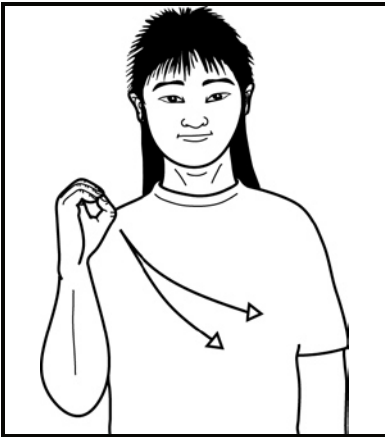
FOOD



Fingertips of working bunched hand (palm back, pointing up) touch face at side of mouth.

Diagrams, text and descriptions ©SIGNALONG

LIGHT



Working full "O" hand (palm in, pointing up) at shoulder height moves down across body while changing to open hand (palm down, pointing forward/in).

Diagrams, text and descriptions ©SIGNALONG

WARMTH



Working clawed hand (palm back, pointing in) makes several small inward circles in front of chin.

Diagrams, text and descriptions ©SIGNALONG

WIND



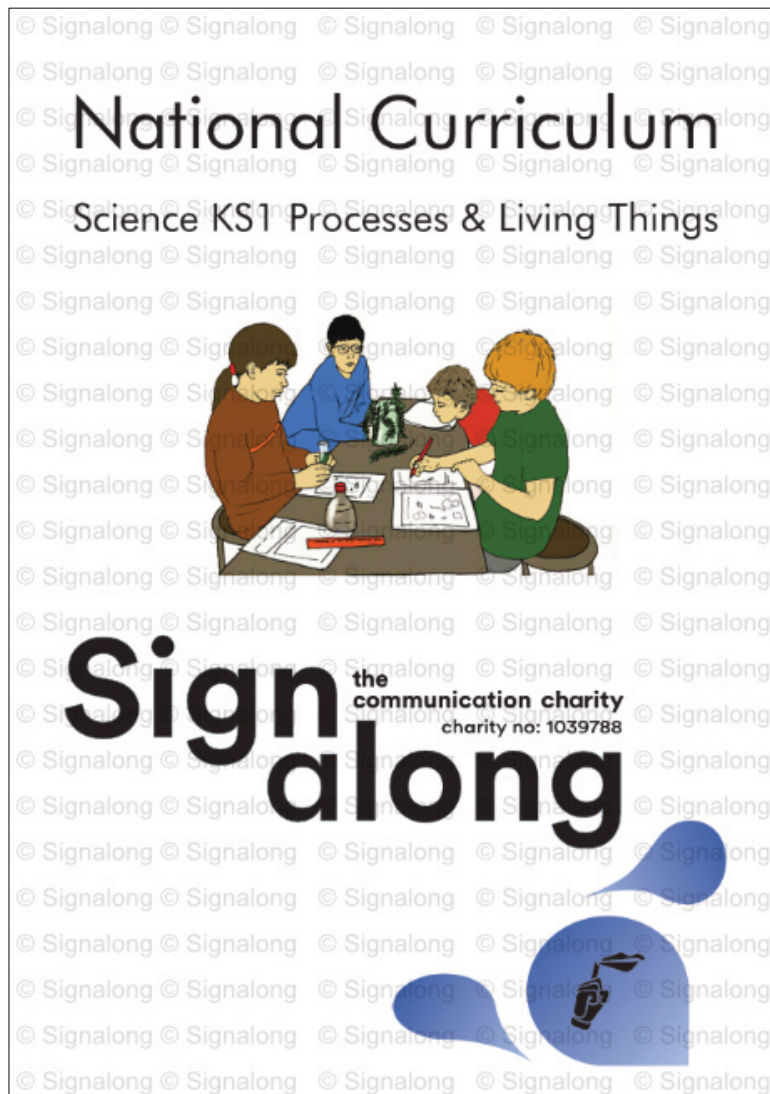
Working open hand (palm back, pointing up) in front and to the side of face, bends at wrist to palm down, pointing back several times. **Use two hands for emphasis.**

Diagrams, text and descriptions ©SIGNALONG

More resource are available from:

www.signalong.org.uk/shop/catalog

Signs for Life Processes & Living Things - £60



Descriptions which are provided free of charge still remain the copyright of Signalong The Communication Charity and must reference handshape, orientation, placement and movement. Where these signs are distributed out of the parameters of which they were supplied, Signalong must be acknowledged.